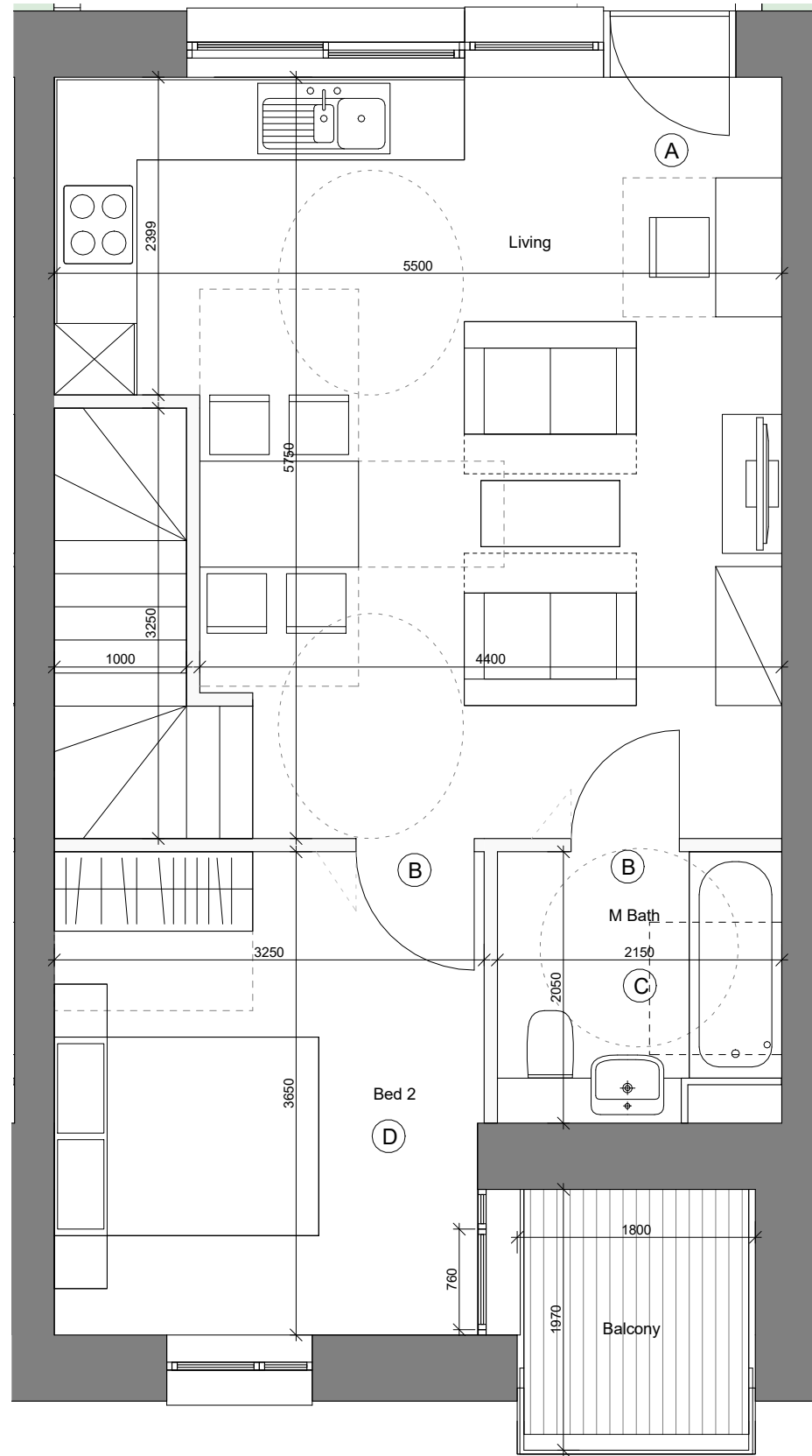


00 H2 Ground Level 2B-4P-02-D



01 H2 First Floor 2B-4P-02-D

\* Lifetimes Homes

LEGEND:

- A. ENTRANCE LEVEL ACCESS DOOR 800mm MIN CLEAR OPENING WIDTH
- B. INTERNAL CIRCULATION DOORS IN UNITS MIN CLEAR OPENING WIDTH 775mm WITH 300mm NIBS
- C. 1500mm x 1500mm TURNING CIRCLE FOR FUTURE SHOWER PROVISION. FLOOR DRAINAGE FOR ACCESSIBLE FLOOR LEVEL SHOWERS WILL HAVE A FLOOR CONSTRUCTION THAT PROVIDES EITHER SHALLOW FALLS TO THE FLOOR DRAINAGE OR (WHERE THE DRAINAGE IS INITIALLY CAPPED FOR USE LATER FOLLOWING INSTALLATION OF A SHOWER) ALLOWS SIMPLE AND EASY PROVISION OF A LAID-TO-FALL FLOOR SURFACE IN THE FUTURE.
- D. 750mm CLEAR SPACE TO SIDES AND FOOT OF BED WITHIN AT LEAST ONE MAIN BEDROOM

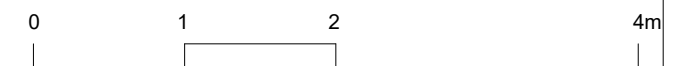
NOTES:

1. ALL WC ROOMS AND BATHROOMS/SHOWER ROOMS WILL BE CAPABLE OF FIRM FIXING AND SUPPORT FOR ADAPTATIONS SUCH AS GRAB RAILS. ADEQUATE FIXING AND SUPPORT FOR GRAB RAILS WILL BE AVAILABLE AT ANY LOCATION ON ALL WALLS, WITHIN A HEIGHT BAND OF 300mm - 1800mm FROM THE FLOOR.
2. CEILINGS DESIGNED TO SUPPORT EXPANDED BOLT FIXING WITH VOIDS TO BE CLEAR OF SERVICES AT POTENTIAL LOCATIONS
3. ALL DOORS CAPABLE OF OPENING BEYOND 90 DEGREES
4. LTH-CR13-HOISTS. THE STRUCTURE ABOVE CEILING FINISHES OVER A MAIN (TWIN OR DOUBLE) BEDROOM AND OVER THE MAIN BATHROOM WILL BE CAPABLE OF SUPPORTING, OR CAPABLE OF ADAPTATION TO SUPPORT THE FUTURE INSTALLATION OF SINGLE POINT HOISTS ABOVE THE BED, BATH AND WC.
5. LTH-CR15. WINDOWS IN THE LIVING SPACE/LIVING ROOM WILL INCLUDE GLAZING THAT STARTS NO HIGHER THAN 800mm ABOVE FLOOR LEVEL AND WINDOW CONTROLS/HANDLES WILL BE NO HIGHER THAN 1200mm FROM THE FLOOR.
6. LTH-CR16. SERVICE CONTROLS SUCH AS SWITCHES, SOCKETS, TV POINTS ETC, WILL BE WITHIN A HEIGHT BAND OF 450mm-1200mm FROM THE FLOOR AND AT LEAST 300mm AWAY FROM ANY INTERNAL ROOM CORNER.

Area Schedule (NIA) 2B-4P-02-D

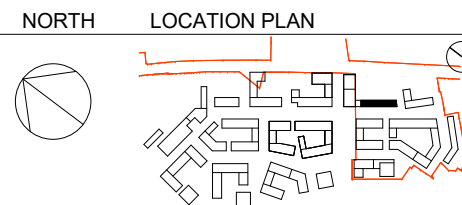
Core	Name	Area	Bedrooms	Bedspaces
H2	2B-4P-02-D	82.40 m <sup>2</sup>	2	4

2B-4P-02-D: 4



BARRATT  
— LONDON —

MAKOWER  
ARCHITECTS  
24-26 Great Suffolk Street  
Bankside, London SE1 0UE  
telephone +44 (0)20 7100 5550  
enquiries@makowerarchitects.com



DATE	REV	DESCRIPTION	CHK	TEMPLATES	REVISION
160930	1	PLANNING APPLICATION ISSUE	JR		
161125	2	PLANNING APPLICATION ISSUE	JR		

**058-H2-07-508**

2B-4P-02-D

P2

scale: 1 : 50 @ A3